

BUDGET INSIGHTS

VOL 1 / ISSUE 4

Trends in Finances for Ministry of New and
Renewable Energy

Sharad Pandey and Avani Kapur

2 August 2024

KEY HIGHLIGHTS



In FY 24-25 Budget Estimates (BEs), Government of India (GoI) allocated ₹19,100 crore to the Ministry of New and Renewable Energy (MNRE) via Gross Budgetary Support (GBS). This was ₹11,252 crore (143 per cent) more than the Revised Estimates (REs) of the previous year, and 87 per cent more than the BEs. In FY 23-24, there was a shortfall of ₹2,575 crore between the Ministry's demand and REs.



GoI set a 100 GW solar power target by 2022 under the National Solar Mission, but as of June 2024, only 85.47 GW has been installed.



In FY 24-25 BEs, the allocation for Solar Power nearly doubled from FY 23-24 REs with the inclusion of the new PM Surya Ghar Muft Bijli scheme. Allocation is estimated to stand at ₹14,750 crore this year.

KEY POLICY ANNOUNCEMENTS



On June 2024, Cabinet approved Viability Gap Funding (VGF) scheme for implementation of Offshore Wind Energy Projects Scheme aims to set up first ever offshore wind energy projects in India¹.



Budget speech mentioned creating a policy for promoting pumped storage projects "to enhance electricity storage and ensure smooth integration of variable renewable energy into the overall energy mix"².



In line with the announcement in the interim budget, PM Surya Ghar Muft Bijli Yojana has been launched to install rooftop solar plants to enable 1 crore households obtain free electricity up to 300 units every month³.

Suggested citation

Pandey, S. and Kapur, A., (2024), Trends in Finances for the Ministry of Renewable Energy, *Budget Insights 2024-25*, Volume 1, Issue 4, Foundation for Responsive Governance, New Delhi. 2 August 2024.

OVERVIEW

- In August 2022, India pledged to reduce the emissions intensity of its GDP by 45 per cent by 2030 from the 2005 levels. The target for cumulative electric power installed capacity from non-fossil fuel-based energy resources has been enhanced to 50 per cent by 2030, with a specific aim of achieving 500 GW of renewable energy installed capacity by the same year⁴. In this backdrop we have looked at the Ministry of New and Renewable Energy (MNRE) budget trends as these would play important role in supports India's commitment to reducing emissions intensity and increasing renewable energy capacity.
- Union Budget data reveals allocations for MNRE, through two main sources: a) Gross Budgetary Support (GBS) and b) Internal and Extra Budgetary Resources (IEBR).



Gross Budgetary Support

The government's support for the central plan is called the Gross Budgetary Support, or the GBS. Budgetary Support is earmarked for meeting the planned outlays of the Government of India (GoI) during the financial year.

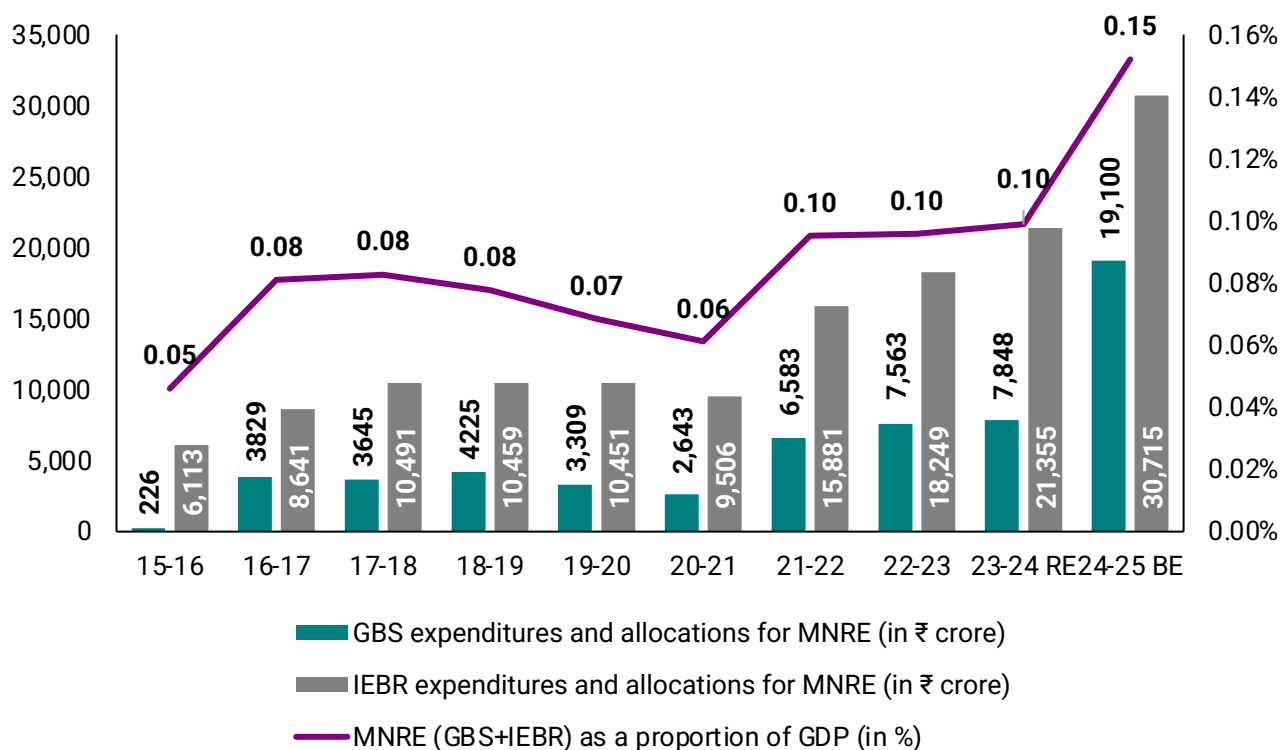


Internal and Extra Budgetary Resources

These resources are raised by central Public Sector Undertaking through profits, loans, and equity.

- For FY 24-25 BEs, ₹49,815 crore was allocated for MNRE. This is 71 per cent more than the Revised Estimates (REs) of the previous years and 4 per cent more than Budget Estimates (BEs).
- Of the total allocations, funds allocated through GBS stood at ₹19,100 crore. This is ₹11,252 crore or more than double the REs of the previous year and 87 per cent more than the BEs. This increase is driven by the launch of a new scheme, viz., PM Surya Ghar Muft Bijli Yojana, by GoI.
- The majority of the resources, however, are from IEBR, which has accounted for more than 70 per cent of total allocations between FY17-18 and FY 22-23 and is estimated to account for 62 per cent in FY 24-25. In FY 24-25 BEs, allocations through IEBR stood at ₹30,715 crore, which is ₹9,360 crore or 44 per cent more than the REs but 19 per cent less than BEs of FY 23-24.
- Renewable energy expenditure (including GBS and IEBR) by GoI as as a share of Gross Domestic Product (GDP), has doubled over the years but the quantum remains very small. In FY 22-23, GoI spent around 0.10 per cent of its GDP on renewable energy.
- For FY 24-25 BEs, renewable energy expenditures as a share of GDP is estimated to be 0.15 per cent, reflecting a noticeable increase for the first time in the past decade.

Figure 1: GoI Allocations and Expenditure for MNRE (GBS and IEBR) and Share in GDP



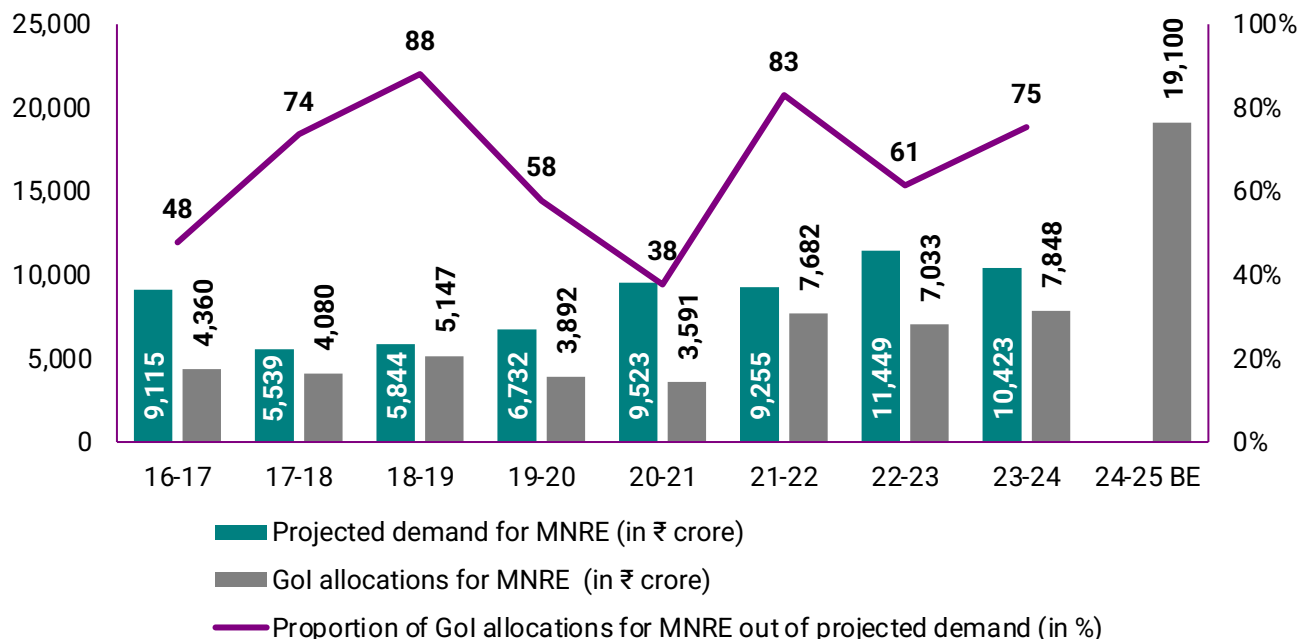
Source: (1) Union Expenditure Budget, MNRE, FY 17-18 to FY 24-25. Available online at: <https://www.indiabudget.gov.in>. (2) Annual and Quarterly Estimates of GDP at current prices, 2011-12 series, MoSPI. Available online at: <https://www.mospi.gov.in/data>. Last accessed on 29 July 2024.

Note: Figures are in crores of rupees and are Actuals between FY 15-16 and FY 22-23, REs for FY 23-24 and BEs for FY 24-25.

- Every year, Department-related Parliamentary Standing Committees are responsible for analysing the Demand for Grants of different Ministry's and make recommendations on budgets, policy priorities and key issues in the sector. These Department-related standing committees also look at the projected demand raised by the Ministries.
- The gap between projected demand and GoI's allocation has remained quite high, except for FY 18-19 and FY 21-22, when it was less than 20 per cent.
- In FY 20-21, the gap was at an all-time high of 38 per cent. This low allocation can be attributed to COVID-19. Soon after the COVID-19 pandemic broke out in India, most GoI ministries, including MNRE, were asked to restrict their quarterly expenditures, excluding those deemed essential for dealing with the pandemic.

- Despite recovering from the all-time high allocation gap of FY 20-21, there is still a shortfall between what is requested and what is allocated. For instance, in FY 23-24, GoI allocations were 75 per cent of the projected demand of ₹10,423 crore, indicating a shortfall of ₹2,575 crore.

Figure 2: Proportion of MNRE Allocations out of Projected Demand



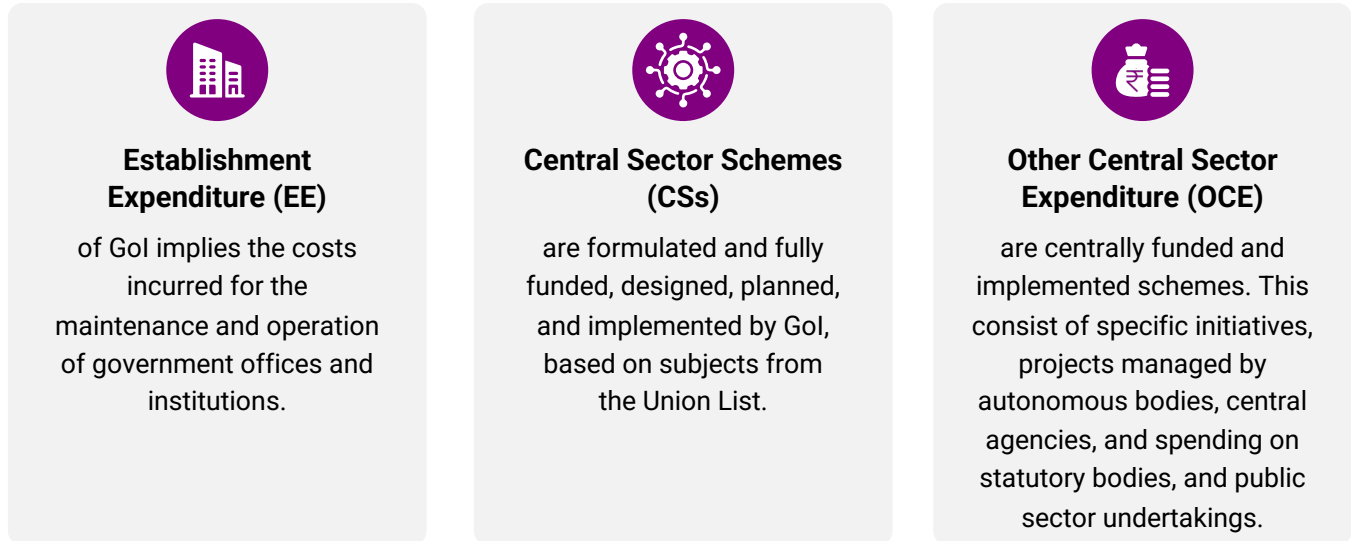
Source: (1) Union Expenditure Budget, MNRE, FY 17-18 to FY 24-25. Available online at: <https://www.indiabudget.gov.in>. (2) Projected demand from Lok Sabha Department Related Standing Committees reports on MNRE. Available online at: <https://sansad.in/ls/committee/departamentally-related-standing-committees/9-energy-nameH=%E0%A4%8A%E0%A4%B0%E0%A5%8D%E0%A4%9C%E0%A4%BE>. Last accessed on 29 July 2024.

Note: Figures are in crores of Rupees and are REs and Actuals, except for FY 23-24, which are BEs and REs.

HOW DOES MNRE ALLOCATE?

- MNRE is the nodal Ministry of GoI for all matters relating to new and renewable energy. The aim of the Ministry is to develop and deploy new and renewable energy to supplement the energy requirements of the country by ensuring energy security, increase in the share of clean power, energy availability and access, energy affordability, and energy equity⁵.
- Most grid-scale power projects in India are implemented by the private sector, so there is no direct link between renewable capacity commissioned and budgetary allocations. Investment thus primarily comes from private entities and some Central Public Sector Undertakings (CPSUs) like National Thermal Power Corporation (NTPC Ltd.), National Hydroelectric Power Corporation (NHPC Ltd.), and Satluj Jal Vidyut Nigam (SJVN Ltd.).

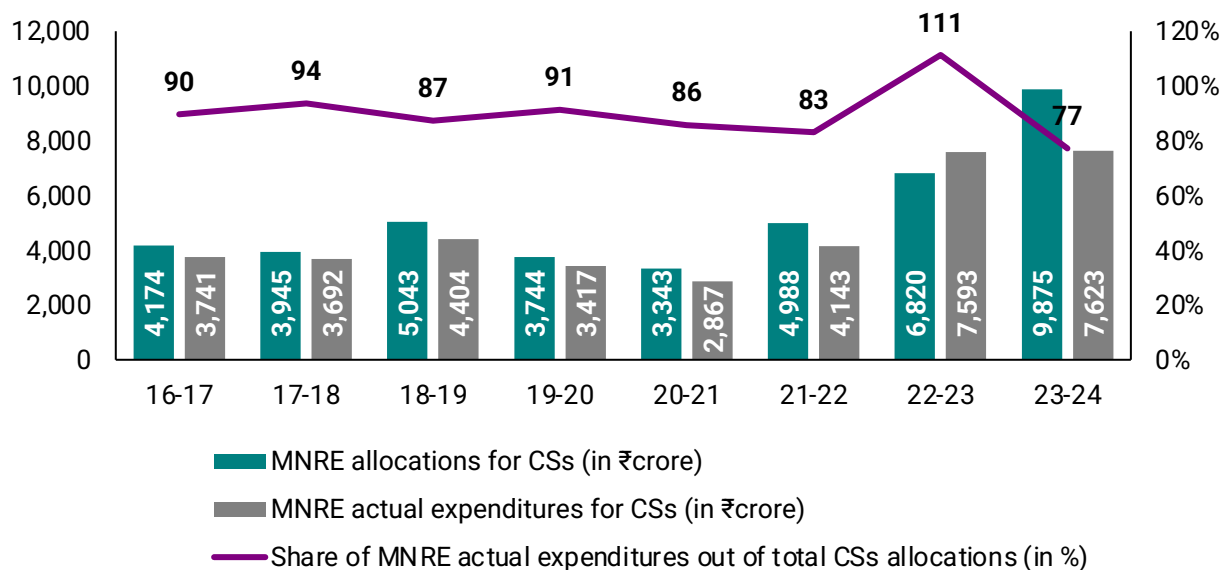
- However, MNRE budget is used to provide Central Financial Assistance (CFA) or incentives under schemes such as Grid Connected Rooftop Solar PV Power Projects, Solar Park Scheme, PM-KUSUM, and the Green Energy Corridor scheme, all of which aid in expanding renewable energy capacity in the country.
- MNRE spends has been classified into three components:



- For MNRE majority of the expenditure is directed towards Central Sector Schemes (CSs). Between FY 16-17 and FY 23-24, approximately 91 per cent of the expenditure was allocated to CSs, followed by 7 per cent to Other Central Sector Expenditure (OCE), and 2 per cent to Establishment Expenditure.
- An exception to this trend occurred in FY 21-22, when two new PSUs—Indian Renewable Energy Development Agency (IREDA) and Solar Energy Corporation of India (SECI)—were introduced under GBS. These agencies received funding through both IEBR as well as GBS allocations in FY 21-22. As a result, one-third (33 per cent) of the total MNRE budget was classified as Other Central Expenditure in that fiscal year.
- In FY 24-25 BEs, 99 per cent of the total MNRE allocations is expected to be directed towards CSs, a 2 per cent increase from the previous year's REs. On the other hand, 1 per cent of the total MNRE allocation expected to be allocated to OCE and Establishment Expenditure.
- There are differences between the figures initially budgeted for and expenditures (Actuals) or Gol releases. Actual expenditure for CSs has remained lower than allocations between FY 16-17 and FY 21-22. The only exception was FY 22-23, when the Ministry spent ₹773 crores more than the allocations or 111 per cent of the allocated amount.

- Spending tends to be bunched towards the end of the FY. The 34th Parliamentary Standing Committee on Energy's 2023 report for MNRE⁶ revealed that by January 31, 2023, only 55 per cent of the funds had been spent for FY 22-23. By year-end, expenditure exceeded the allocation at 108 per cent, indicating that 53 per cent of the spending occurred in the final two months.
- Lower expenditures may continue in FY 23-24 as REs were ₹2,251 crore less than the BEs.

Figure 3: Proportion of Actual Expenditure to Total Allocation for CSs



Source: Union Expenditure Budget, MNRE, FY 17-18 to FY 24-25. Available online at: <https://www.indiabudget.gov.in>. Last accessed on 29 July 2024.

Note: Figures are in crores of Rupees and are REs and Actuals, except for FY 23-24, which are BEs and REs.

MAJOR AREAS OF ALLOCATIONS: KEY SCHEMES

CS Schemes

- Over the past decade, the MNRE has managed six umbrella schemes under CSs, including Solar Energy, Wind and Other Renewable Energy Programs, Bio Energy, Storage and Transmission, Support Programmes, and the Green Hydrogen Mission, which itself encompasses multiple sub-schemes. As of FY 24-25, there are a total of 19 programmes and schemes under them.



Solar Energy

encompasses a range of schemes like Solar Power (Off-Grid and Grid), Other Renewable Energy Applications (OREA), Kisan Urja Suraksha evam Utthaan Mahabhiyan (KUSUM), PM Surya Ghar Muft Bijli Yojana etc which are aimed at promoting and expanding the use of solar energy across India.



Programme for Wind and other Renewable Energy

designed to support and promote the development and deployment of wind and other renewable energy sources like hydro power in India.



Bio Energy Programme

involves production of energy from organic materials like plant and animal waste. It includes installation of biogas plants for alternative cooking fuel solution and supporting bio power generation through Grid-Connected Bio Power for reliable electricity and Off-Grid Bio Power for remote areas using small systems and biogas plants.



Storage and Transmission (Green Energy Corridors)

entails developing intra-state transmission systems for renewable energy projects, with CFA provided to establish infrastructure for power evacuation.



Support Programme

focuses on Monitoring and Evaluation, Public Advertising, International Relations, and Research and Development to enhance the effectiveness of renewable energy initiatives and their impact.



Green Hydrogen Mission

aims to establish India as a global hub for green hydrogen production, usage, and export, driving self-sufficiency in clean energy and inspiring global clean energy transitions. It focuses on developing regions as major green hydrogen hubs.

- Solar Energy allocations in FY 24-25 BEs stood at ₹16,395 crore, more than double the allocations for FY 23-24 REs. This rise is primarily due to the launch of PM Suryaghar Muft Bijli Yojana, which has a dedicated allocation of ₹6,250 crore for FY 24-25 BEs.

- Over the years, allocations for Solar Energy have grown substantially. However, actual expenditures have consistently been lower than the allocated amounts between FY 16-17 and FY 21-22 (on average 85 per cent). While FY 22-23 saw expenditures exceed allocations, a decline to 82 per cent is expected in FY 23-24.
- The budget for the Green Hydrogen Mission is set at ₹600 crore, marking a five-fold increase from last year's REs. The significant boost follows the scheme's launch in January 2023, which initially had a lower allocation in its first year.
- Conversely, the budget for the Programme for Wind and Other Renewable Energy is estimated at ₹851 crore, a 9 per cent decline from last year's REs. Allocations for this scheme have been decreasing over the years despite actual expenditure or releases by Gol averaging 98 per cent for all years except FY 23-24.

Table 1: Gol Allocations for Key CSs (in ₹ crore)

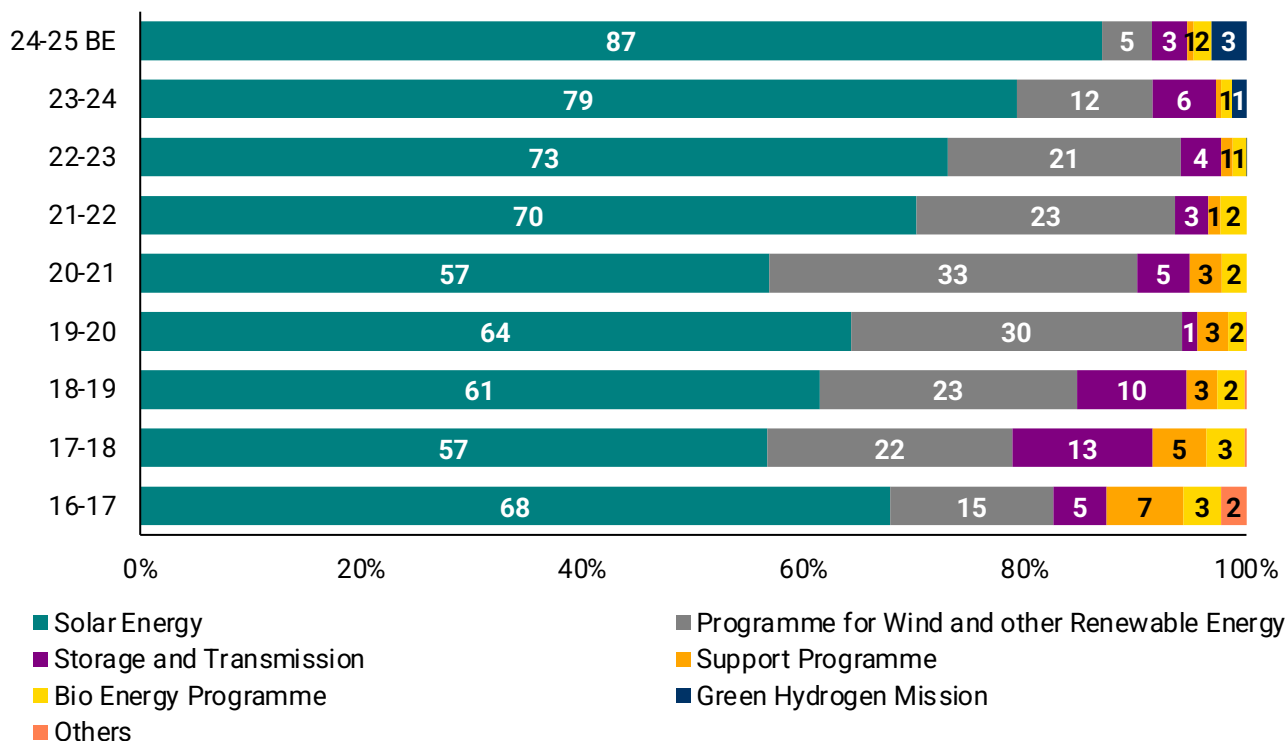
Programmes	20-21	21-22	22-23	23-24	24-25 BE	Change between 23-24 and 24-25 BE (in %)
Solar Energy	1,901	3,500	4,981	6,042	16,395	171%
Programme for Wind and other Renewable Energy	1,112	1,166	1,434	936	851	-9%
Storage and Transmission (Green Energy Corridors)	160	150	250	434	600	38%
Bio Energy Programme	75	118	84	75	300	300%
Green Hydrogen Mission	-	-	0	100	600	500%
Support Programme	96	53	71	37	107	192%
Total CSs	3,343	4,988	6,820	7,623	18,853	147%

Source: Union Expenditure Budget, MNRE, FY 21-22 to FY 24-25. Available online at: <https://www.indiabudget.gov.in>. Last accessed on 29 July 2024.

Note: Figures are in crores of Rupees and are REs, except for FY 24-25 which are BEs.

- Looking at the relative share of allocations across different schemes gives an indication of changes in government relative priority areas for the year. Across the years, Solar Energy accounted more than half of the total allocations under CSs.
- In FY 24-25 BEs, Solar Energy accounted for 87 per cent of total CS allocations, up from 79 per cent in the previous year's REs. Similarly, the share of Green Hydrogen Mission also increased marginally from 1 per cent to 3 per cent and for Bio Energy Programme from 1 per cent to 2 per cent.
- On the contrary, share of CS allocations for Programme for Wind and other Renewable Energy decreased to 5 per cent in FY 24-25 BEs, from 12 per cent in the previous REs. Meanwhile, the Storage and Transmission (Green Energy Corridor) also saw a decline of 3 percentage points.

Figure 4: Distribution of Key CS Schemes (in %)



Source: Union Expenditure Budget, MNRE, FY 17-18 to FY 24-25. Available online at: <https://www.indiabudget.gov.in>. Last accessed on 29 July 2024.

Note: Figures are REs, except for FY 24-25 which are BEs.

DEEP DIVE INTO SCHEMES



At the COP 26 conference, India announced an ambitious new target of reaching 500 GW of renewable energy by 2030.



As of June 2024, renewable energy installed capacity stood at 148.08 GW, achieving 30 per cent of this target⁷.

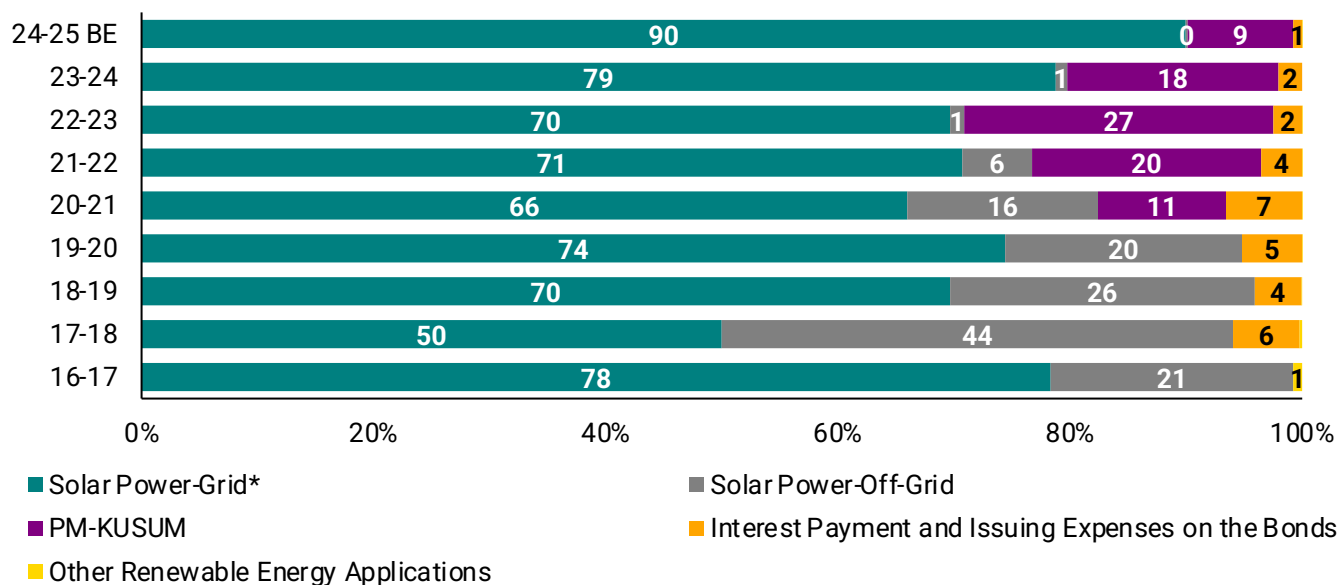
The next section looks more closely at financial and physical progress of umbrella schemes.

Solar Energy

- One of the major components of Renewable Energy is Solar energy, or energy that is derived from the Sun. Given India's geographical position and high solar insolation with several parts of the country receiving over 300 sunny days annually, solar energy can possibly meet a significant portion of India's energy needs. India receives around 5,000 trillion kWh of solar energy yearly, making solar photovoltaic (PV) power a scalable and effective solution for power generation⁸.
- In India, under Solar Energy there are five sub-components which include Solar Power Grid, Solar Power Off-Grid, PM- Kusum, Interest Payment and Issuing Expenses on the Bonds, and Other Renewable Energy Application.
- In FY 24-25 BEs, Solar Power-Grid received 90 per cent of the total Solar Energy allocation, up by 11 percentage points from the previous year's REs. This increase is primarily due to the inclusion of PM Suryaprakash Muft Bijli Yojana within Solar Power-Grid. The 'Solar Power (Grid)' scheme is also proposed to be merged into this scheme, along with its remaining financial commitments and liabilities⁹.
- Solar Power-Off-Grid was the second-largest component under Solar Energy until FY 20-21. Its share in total Solar Energy allocations was 21 per cent in FY 16-17, which declined to 16 per cent in FY 20-21 and further to 1 per cent in FY 23-24. In FY 24-25 BEs, it is estimated to be less than 1 per cent.
- PM-KUSUM accounted for 11 per cent of the total Solar Energy allocation in FY 20-21, which increased to 27 per cent in FY 22-23. For FY 24-25 BEs, it is estimated to account for 9 per cent of the total Solar Energy allocations.

- Interest Payment and Issuing Expenses on the Bonds is interest payments towards bonds issued/to be issued by IREDA for Implementation of Renewable Energy projects. For FY 24-25 BEs, it accounts for 1 per cent of the total allocation.

Figure 5: Distribution of Solar Energy Key Sub-Components (in %)



Source: Union Expenditure Budget, MNRE, FY 17-18 to FY 24-25. Available online at: <https://www.indiabudget.gov.in>. Last accessed on 29 July 2024.

Note: 1) Figures are REs, except for FY 24-25 which are BEs. 2) Solar Power-Grid also include allocation for PM Suryaprakash Muft Bijli Yojana for FY 24-25 BEs.

Solar Power

Solar Power have two main sources Solar Power Grid and Solar Power Off-Grid. These two also account for more than half of MNRE allocations and two-third of the Solar Energy allocations.



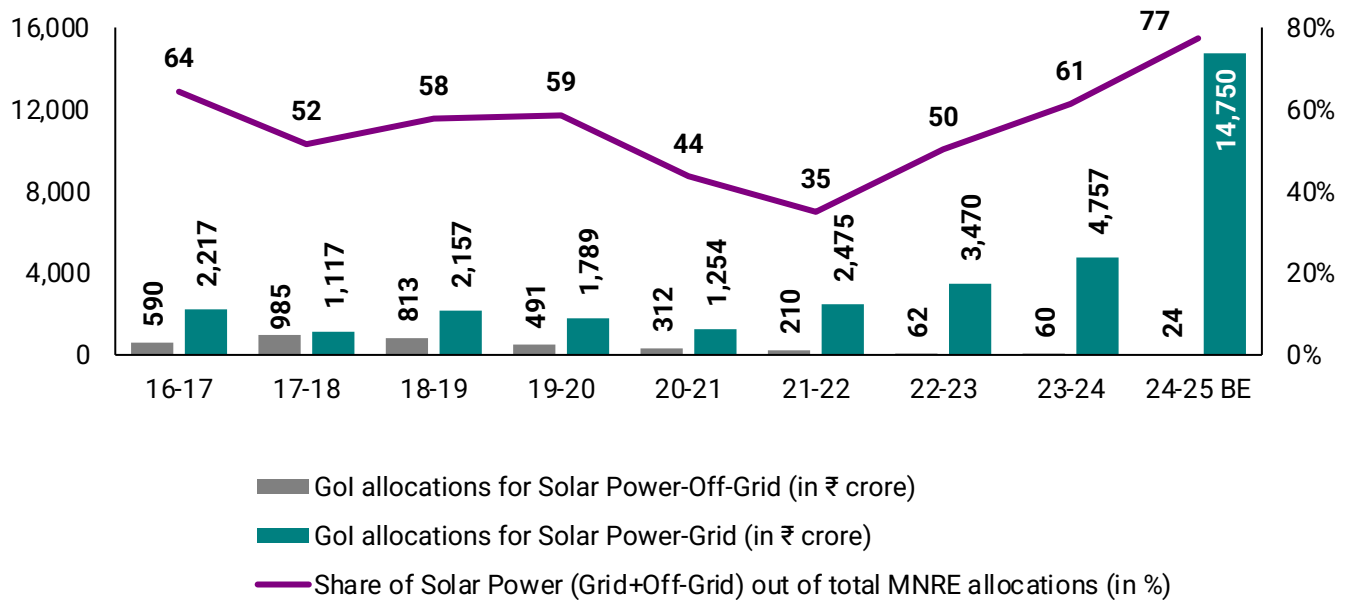
Solar Power-Grid refers to the integration of solar photovoltaic (PV) systems into the central power grid. This allows for large-scale electricity generation and distribution, supporting national energy needs and enhancing grid stability.



Solar Power Off-Grid involves decentralised solar PV systems that operate independently of the central power grid. These systems are crucial for providing electricity in remote or rural area and meeting their cooking, lighting and other energy needs in an environment friendly manner.

- Over the years allocations for Solar Power-Grid has increased significantly from ₹1,117 crore in FY 17-18 to ₹4,757 crore in FY 23-24 REs, marking a three-fold increase.
- In FY 24-25 BEs, it is further estimated to increase to ₹14,750 crore – nearly double the allocations for FY 23-24 REs with the inclusion of the new scheme.
- During the same time, Solar Power- Off Grid allocation has declined from ₹985 crore in FY 17-18 to ₹60 crore in FY 23-24 REs, more than a 150 per cent downfall. In FY 24-24 BEs, it further estimated to decline to ₹24 crore.

Figure 6: GoI Allocations for Solar Power (Grid and Off-Grid)

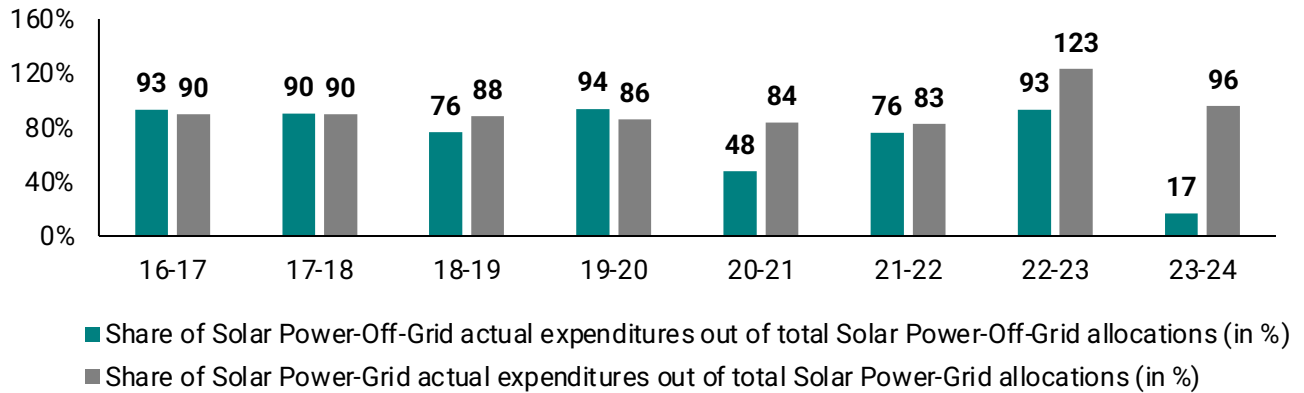


Source: Union Expenditure Budget, MNRE, FY 17-18 to FY 24-25. Available online at: <https://www.indiabudget.gov.in>. Last accessed on 29 July 2024.

Note: Figures are in crores of Rupees and are REs, except for FY 24-25 which are BEs.

- Actual expenditure for Solar Power (Grid +Off-Grid) has remained lower than allocations between FY 16-17 and FY 21-22. In FY 22-23, however, ₹811 crores more was spent under Solar Power-Grid than the REs.
- In FY 23-24, REs are lower than the BEs by ₹213 crore for Solar Power-Grid and ₹302 crore for Solar Power-Off-Grid.

Figure 7: Proportion of Actual Expenditures to Total Allocations for Solar Power (Grid and Off-Grid)



Source: Union Expenditure Budget, MNRE, FY 17-18 to FY 24-25. Available online at: <https://www.indiabudget.gov.in>. Last accessed on 29 July 2024.

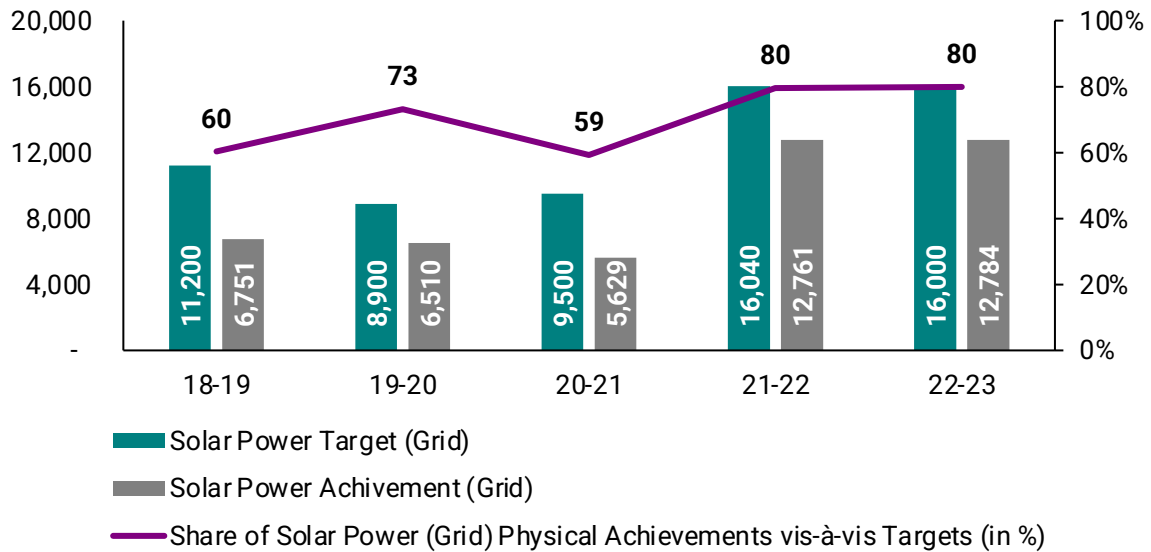
Note: Figures are REs and Actuals, except for FY 23-24, which are BEs and REs.

Scheme Progress



Between FY 18-19 and FY 22-23, physical achievements vis-à-vis targets for solar power were consistently missed. Over these five years, only 72 per cent of the targets were achieved.

Figure 8: Solar Power Physical Achievements and Targets (Capacities in MW)



Source: 34th Standing Committee Report on Energy. Demands for Grants (2023-24) of the Ministry of New and Renewable Energy. Available online at: <https://sansad.in/ls/committee/departamentally-related-standing-committees/9-energy-nameH=%E0%A4%8A%E0%A4%B0%E0%A5%8D%E0%A4%9C%E0%A4%BE>. Last accessed on 29 July 2024.



Gol set a target of 100 GW of installed solar power capacity by 2022 under the National Solar Mission (NSM)¹⁰. As of June 2024, this target has not yet been achieved, with the cumulative installed solar capacity standing at 85.47 GW¹¹.

PM KUSUM



The Pradhan Mantri Kisan Urja Suraksha evam Utthaan Mahabhiyan Yojana (PM-KUSUM Scheme) was launched in March 2019 to help farmers install solar irrigation pumps. Each farmer receives a 60 per cent subsidy and a 30 per cent loan for setting up tube wells and pump sets. It aims to set up decentralised ground-mounted, grid-connected solar power plants, install standalone solar water pumps for agriculture, and solarise existing grid-connected agricultural pumps. The primary objectives are to provide financial and water security to farmers¹². The implementation of the scheme has been extended till FY 25-26¹³.

The PM KUSUM Scheme consists of three components:



Component A aims to set up 10,000 MW of decentralised ground/stilt-mounted solar or renewable energy power plants on farmers' land. For this a performance-based incentive is given to DISCOMs.



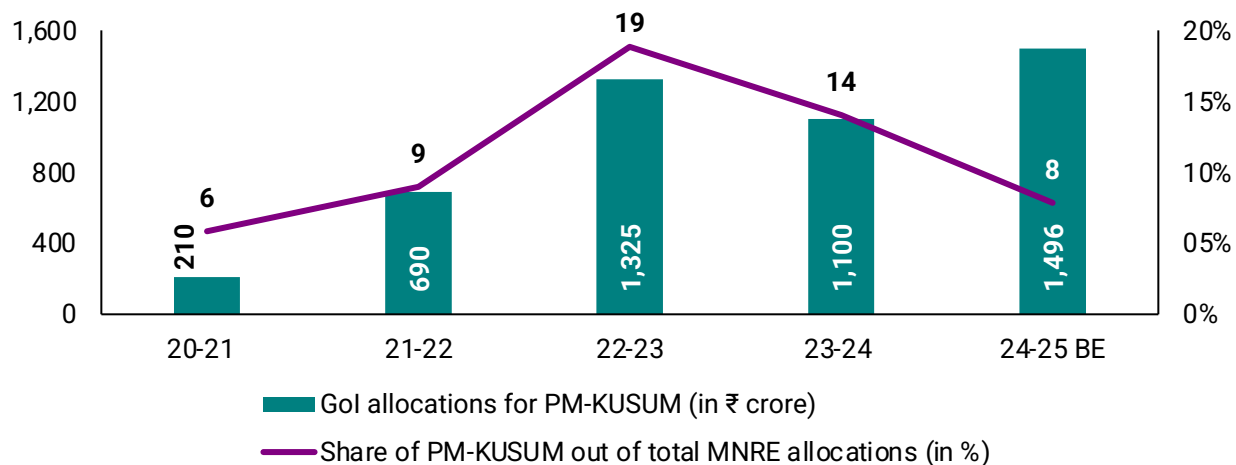
Component B involves the installation of 14 lakh standalone solar agriculture pumps.



Component C focuses on solarising 35 lakh grid-connected agriculture pumps, including feeder-level solarization.

- In FY 20-21, the first year of the scheme, allocations for PM-KUSUM were ₹210 crore. This increased four-times to ₹1,100 crore in FY 23-24.
- In FY 24-25 BEs, Gol allocated ₹1,496 crore to the scheme, a 36 per cent increase over the previous years's REs and 25 per cent decrease compared to the BEs.

Figure 9: GoI Allocations for PM KUSUM



Source: Union Expenditure Budget, MNRE, FY 17-18 to FY 24-25. Available online at: <https://www.indiabudget.gov.in>. Last accessed on 29 July 2024.

Note: Figures are in crores of Rupees and are REs, except for FY 24-25 which are BEs.

- Utilisation under the scheme has been low. In FY 21-22, 59 per cent of the total allocations were utilised. For FY 22-23, all funds allocated were utilised. For FY 23-24, while actual expenditure is yet to finalised, REs were 55 per cent of the BEs.

Scheme Progress



Progress under the scheme has been slow. Under Component A, the total sanctioned solar capacity is 8,112 MW. As of 30 June 2024, only 257 MW (3 per cent) of this capacity has been installed.

Table 2: PM KUSUM Component A Progress

PM KUSUM	Target	Total Sanctioned Solar Capacity (MW)	Total Installed Solar Capacity (MW)
Component A	10,000	8,112	257

Source: National Portal PM KUSUM. Available Online at: <https://pmkusum.mnre.gov.in/#/landing>. Last accessed on 29 July 2024.



Similarly, under Component B, 29 per cent of the total sanctioned standalone pumps have been installed as of 30 June 2024¹⁴.



Progress has been slowest under Component C. Till 30 June 2024, only 1.6 per cent of the total Sanctioned Individual Pump Solar (IPS) and 0.2 per cent of total Pumps Sanctioned Feeder Level Solar (FLS) had been installed¹⁵.

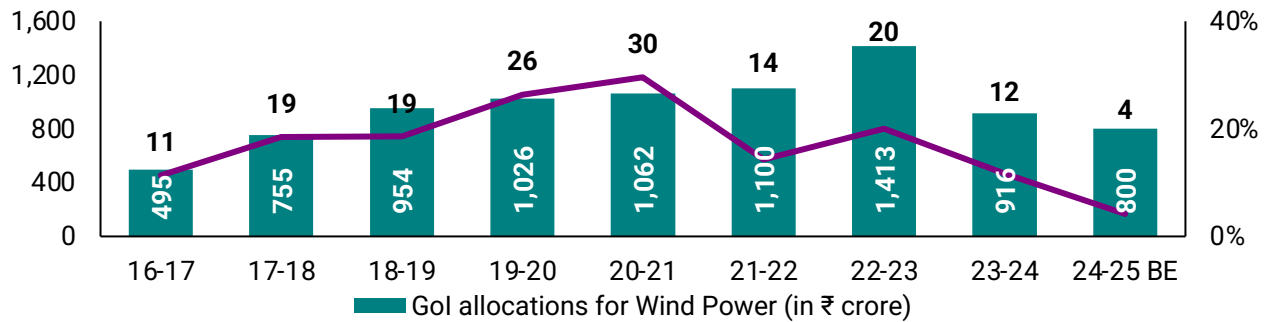


Slow progress under the scheme is due to rising solar panel costs from Basic Custom Duty (BCD) and increased GST (from 5 per cent to 12 per cent in September 2021¹⁶), low state demand, and lack of farmers' funds. For a 1 MW solar plant under Component-A, an investment of ₹4-4.5 crore is needed with no subsidies, relying solely on commercial viability. The scheme's implementation timeline has now been extended to March 2026¹⁷.

Programme for Wind and other Renewable Energy

- Wind and Other Renewable Energy Programme in India includes wind power and other renewable sources such as hydropower. Wind Power receives over 90 per cent of the total programme allocations.
- Wind power is a form of renewable energy that harnesses the power of the wind to generate electricity. India's wind energy sector is a leader in indigenous wind power and boasts the fourth-highest installed capacity in the world¹⁸.
- By 2030, the target for Wind Energy is to reach 100 GW of onshore wind capacity and bid for 37 GW of offshore projects¹⁹.
- Since FY 22-23, allocations for Wind Power have been decreasing from ₹1,413 crore to ₹800 crores in FY 24-25 BEs, a 43 per cent decrease between FY 22-23 and FY 24-25. This is despite the fact that utilisation or release of funds has been high at 99-100 per cent across the years.

Figure 10: GoI Allocations for Wind Power



Source: Union Expenditure Budget, MNRE, FY 17-18 to FY 24-25. Available online at: <https://www.indiabudget.gov.in>. Last accessed on 29 July 2024.

Note: Figures are in crores of Rupees and are REs, except for FY 24-25 which are BEs.

- One of the other component under the programme is Small Hydro Power scheme which has been discontinued since March 2017 and budget allocations are made only to clear pending liabilities.
- The 39th Action Taken Report by Standing Committee in 2023 expressed concerns about the stalled Small Hydro Power Programme, discontinued since March 31, 2017, and noted the Ministry's failure to develop a new programme despite efforts. The MNRE latest update indicates that a Draft Note for the Cabinet Committee on Economic Affairs (CCEA) was circulated on March 28, 2023, with a revised Note under submission. The Committee urged the MNRE to expedite and finalise the new Small Hydro Power Programme promptly²⁰.

Scheme Progress



As of June 2024, 46.65 GW of installed capacity has been achieved, with no offshore installed capacity achieved yet. In June 2024, GoI approved the Viability Gap Funding (VGF) scheme for offshore wind projects, with a total outlay of ₹7,453 crore, including ₹6,853 crore for installing and commissioning 1 GW of offshore wind energy projects²².

National Green Hydrogen Mission



On January 4, 2023, the Cabinet approved the National Green Hydrogen Mission with a ₹19,744 crore budget up to FY 2029-30. The mission aims to establish India as a global hub for green hydrogen production, use, and export, supporting the country's energy independence²³. For FY 23-24, ₹100 crore was allocated, with ₹600 crore budgeted for FY 24-25.

References

- ¹Press Information Bureau, (2024), Cabinet approves Viability Gap Funding (VGF) scheme for implementation of Offshore Wind Energy Projects. Available online at: <https://pib.gov.in/PressReleaseframePage.aspx?PRID=2026700>
- ²Government of India, (2024). Interim Budget Speech. Available online at: [https://www.indiabudget.gov.in/budget2024-25\(l\)/doc/Budget_Speech.pdf](https://www.indiabudget.gov.in/budget2024-25(l)/doc/Budget_Speech.pdf)
- ³ibid
- ⁴Press Information Bureau, (2023), India achieves two targets of Nationally Determined Contribution well ahead of the time. Available online at: <https://pib.gov.in/PressReleasePage.aspx?PRID=1987752#:~:text=In%20August%202022%2C%20India%20updated,enhanced%20to%2050%25%20by%202030.>
- ⁵Ministry of New and Renewable Energy (2024). Available online at: <https://mnre.gov.in/about-department/introduction/>
- ⁶Lok Sabha, Parliament of India (2023). 34th Demands for Grants 2023-24 of the Ministry of New and Renewable Energy of the Department-related Parliamentary Standing Committee. Available online at: <https://sansad.in/lis/committee/departamentally-related-standing-committees/9-energy-nameH=%E0%A4%8A%E0%A4%B0%E0%A5%8D%E0%A4%9C%E0%A4%BE>
- ⁷Monthly Installed Capacity Reports, Central Electricity Authority (CEA), June 2024. Available Online at: <https://cea.nic.in/installed-capacity-report/?lang=en>
- ⁸Ministry of New and Renewable Energy (2024). Available online at: <https://mnre.gov.in/solar-overview/>
- ⁹Union Budget (2024). Available online at: <https://www.indiabudget.gov.in/doc/eb/sbe71.pdf>
- ¹⁰Press Information Bureau, (2023), Letters of Award issued under PLI Scheme for setting up 48.3 GW of fully or partially integrated solar PV module manufacturing capacity: Union Power and New & Renewable Energy Minister. Available Online at: <https://pib.gov.in/PressReleaseDetailm.aspx?PRID=1989822>
- ¹¹Monthly Installed Capacity Reports, Central Electricity Authority (CEA), June 2024. Available Online at: <https://cea.nic.in/installed-capacity-report/?lang=en>
- ¹²myScheme Platform. Pradhan Mantri Kisan Urja Suraksha Evam Utthan Mahabhiyan Scheme For Farmers. Available Online at: <https://www.myscheme.gov.in/schemes/pm-kusum>
- ¹³Press Information Bureau, (2023), PM-KUSUM - Grid-connected solar power plants of 89.45 MW capacity installed; 2.09 lakh agriculture pumps have been solarized; Reduction in carbon dioxide (CO2) emissions by 0.67 million tonnes and diesel consumption by 143 million litres of diesel per annum-Union Power & NRE Minister. Available Online at: <https://pib.gov.in/PressReleaseframePage.aspx?PRID=1907703#:~:text=PM%2DKUSUM%20Scheme%20has%20been,pasturelands%20and%20marshlands%20of%20farmers.>
- ¹⁴National Portal, PM KUSUM. Available Online at: <https://pmkusum.mnre.gov.in/#/landing>
- ¹⁵ibid
- ¹⁶Press Information Bureau, (2023), Recommendations of 45th GST Council Meeting. Available Online at: <https://pib.gov.in/PressReleasePage.aspx?PRID=1755925>
- ¹⁷Lok Sabha, Parliament of India (2023). 34th Demands for Grants 2023-24 of the Ministry of New and Renewable Energy of the Department-related Parliamentary Standing Committee. Available online at: <https://sansad.in/lis/committee/departamentally-related-standing-committees/9-energy-nameH=%E0%A4%8A%E0%A4%B0%E0%A5%8D%E0%A4%9C%E0%A4%BE>
- ¹⁸Ministry of New and Renewable Energy (2024). Available online at: <https://mnre.gov.in/wind-overview/>
- ¹⁹Agarwal.R. & Dey.A (2023, June 15). Harnessing the Wind for India's Ambitious Energy Transition. CEEW. Available Online at: <https://www.ceew.in/blogs/harnessing-wind-power-for-clean-energy-transition-india>

²⁰Lok Sabha, Parliament of India (2023). 39th Standing Committee Report on action-taken by the Government on observations/recommendations contained in Thirty-Fourth Report (17th Lok Sabha) on Demands for Grants (2023-24) of the Ministry of New and Renewable Energy. Available Online at:

<https://sansad.in/ls/committee/departmentally-related-standing-committees/9-energy-nameH=%E0%A4%8A%E0%A4%B0%E0%A5%8D%E0%A4%9C%E0%A4%BE>

²¹Monthly Installed Capacity Reports, Central Electricity Authority (CEA), June 2024. <https://cea.nic.in/installed-capacity-report/?lang=en>

²²Press Information Bureau, (2024), Cabinet approves Viability Gap Funding (VGF) scheme for implementation of Offshore Wind Energy Projects. Available online at:

<https://pib.gov.in/PressReleaselframePage.aspx?PRID=2026699>

²³Ministry of New and Renewable Energy (2024). Available online at: <https://mnre.gov.in/national-green-hydrogen-mission>

About ResGov

The Foundation for Responsive Governance (ResGov) is a Section 8 not-for-profit working to strengthen the capabilities of government and communities to ensure public initiatives reach the most vulnerable.

About the Authors

Avani Kapur (avani@resgov.org) is the Founder Director at ResGov.

Sharad Pandey (sharad@resgov.org) is a Senior Research Associate at ResGov.

Suggested citation: Pandey, S. and Kapur, A., (2024), Trends in Finances for the Ministry of Renewable Energy, *Budget Insights 2024-25*, Volume 1, Issue 4, Foundation for Responsive Governance, New Delhi. 2 August 2024.

Acknowledgements

This is a team effort, and we are grateful to the entire team at ResGov with special mention to Tanya Rana.

Banner Credit: Accountability Initiative, Centre for Policy Research.

Design Support: Yashoda Banduni



We are working to strengthen the capabilities of government and communities to ensure public initiatives reach the most vulnerable.

Support our vision

Foundation for Responsive Governance
(ResGov)

S-351 Panchsheel Park
New Delhi 110017

 www.resgov.org

 hello@resgov.org

 [@Res_Gov](https://twitter.com/Res_Gov)

 www.linkedin.com/company/resgov