






Ministry of Education Budget Insights

VOL 3 | ISSUE 10



Authors: Pritika Malhotra, Avani
Kapur and Sharad Pandey

8 February 2026

KEY HIGHLIGHTS

-  In FY 26-27 Budget Estimates (BEs), the Ministry of Education (MoE) has been allocated ₹1,39,289 crore, a 14 per cent increase over the previous year's Revised Estimates (REs) but an 8 per cent increase if compared to the BEs. Across all years, allocations to the Department of School Education and Literacy (DoSEL) constitute the larger share of MoE's total outlay
-  Samagra Shiksha remains the Ministry's largest scheme, with an allocation of ₹42,100 crore in FY 2026–27 BEs. This is followed by Pradhan Mantri Poshan Shakti Nirman and Support to Indian Institutes of Technology, which received ₹12,750 crore and ₹12,123 crore, respectively.
-  The Budget prioritises the creation of five university townships near industrial and logistics corridors, intended to host clusters of universities, colleges, and research institutions. To address safety and access concerns for female students, particularly those in STEM disciplines, one girls' hostel will be established in every district. In addition, four telescope infrastructure facilities will be set up or upgraded to promote astrophysics and astronomy through immersive learning.
-  A new National Institute of Design will be established to strengthen design education and capacity in the eastern region. Further, three new National Institutes of Pharmaceutical Education and Research (NIPERs) will be set up, and seven existing institutes will be upgraded.
-  A high-level education-to-employment and enterprise standing committee has been proposed to recommend measures for integrating AI into school curricula and strengthening teacher training through the upgrading of State Councils of Educational Research and Training (SCERTs).

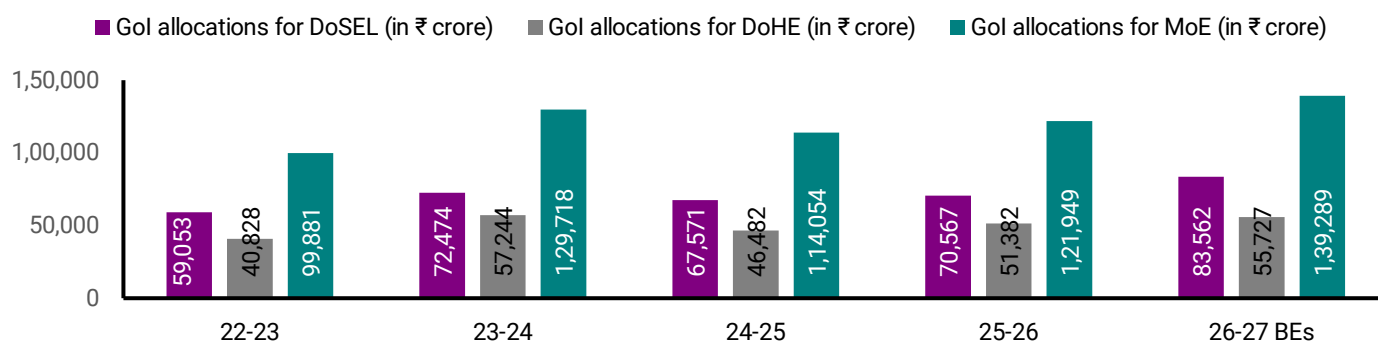
Education is an item on the concurrent list, with responsibility shared between the Government of India (GoI) and states. At the national level, the Ministry of Education (MoE) serves as the nodal authority for setting policy directions, with the broader goal of strengthening the country's education system to develop its human capital. The MoE functions through two departments i.e.:¹

-  **Department of School Education and Literacy (DoSEL):** responsible for school-level education, the department focuses on expanding access, promoting universalisation of education, and implementing schemes to improve enrolment, retention and learning outcomes.
-  **Department of Higher Education (DoHE):** oversees the development of higher education infrastructure and systems. The department works to expand access, enhance quality and create competitive opportunities in higher education and research.

TRENDS IN FINANCES FOR THE MINISTRY OF EDUCATION

- In FY 26-27 Budget Estimates (BEs), ₹1,39,289 crore was allocated to the MoE, an increase of 14 per cent as compared to the Revised Estimates (REs) of the previous year, but an 8 per cent increase if compared to the previous year's BEs.
- Across all years, allocations towards DoSEL constitute the larger share of the MoE's total allocations. The share of DoSEL in the total allocations has marginally increased in FY 26-27 BEs to 60 per cent, from 58 per cent in the previous year's REs.

Figure 1: Allocations of the Ministry of Education from FY 22-23 to FY 26-27 BEs



Source: Union budget documents, various years, available at [url](#), last accessed on 4 February 2026.

Note: Allocation figures for FY 22-23 to FY 25-26 are REs, and for FY 26-27 are BEs.

- Though allocations towards the MoE have increased over the years, spending on education, as a share of the Gross Domestic Product (GDP), has declined from FY 22-23 (0.36 per cent) to FY 25-26 REs (0.34 per cent). In FY 26-27 BEs, there was a marginal increase in the share of education in the GDP to 0.35 per cent.
- Additionally, while actual expenditure of the DoSEL has remained lower than the BEs between FY 22-23 and FY 24-25, the actual expenditure of the DoHE surpassed BEs in FY 23-24 (by 26 per cent).
- In FY 25-26, while DoSEL saw cuts in its allocations at the RE stage (by 10 per cent), the allocations for DoHE increased by 3 per cent.

Table 1: Trends in allocations and expenditures (in ₹ crore) between FY 22-23 and FY 25-26

	22-23			23-24			24-25			25-26		
	BE	A	% Change (A-BE)	BE	A	% Change (A-BE)	BE	A	% Change (A-BE)	BE	RE	% Change (RE-BE)
DoSEL	63,449	58,640	-8	68,805	67,972	-1	73,008	65,159	-11	78,572	70,567	-10
DoHE	40,828	38,557	-6	44,095	55,393	26	47,620	45,577	-4	50,078	51,382	3

Source: Union budget documents, various years, available at [url](#), last accessed on 4 February 2026.

Note: Actuals for FY 25-26 are the REs.

KEY SCHEMES OF THE MINISTRY OF EDUCATION

- This section summarises financial trends across the MoE's major education schemes. Detailed descriptions of each scheme are provided in **Annexure-1**.
- Over the years, Samagra Shiksha has remained the MoE's largest programme administered by the DoSEL. In FY 26-27 BEs, it accounts for 30 per cent of the MoE's total allocations, followed by Pradhan Mantri Poshan Shakti Nirman and Support to Indian Institutes of Technology (9 per cent each), and allocations to Kendriya Vidyalayas (7 per cent). A detailed review of allocations, utilisation and outcomes under Samagra Shiksha is available in the [Samagra Shiksha Budget Insights](#).

- Twelve of fourteen schemes recorded higher allocations in the FY 26-27 BEs, as compared to the REs of the previous year. Allocations for Strengthening Teaching-Learning and Results for States, and World Class Institutions remained unchanged.
- However, these increases should be interpreted cautiously: seven schemes saw cuts in allocations at the RE stage in FY 25-26, with the biggest reductions (60 per cent) for Strengthening Teaching-Learning and Results for States, followed by PM-USHA (56 per cent) and PM Schools for Rising India (40 per cent). In contrast, allocations to World Class Institutions in FY 25-26 rose by 89 per cent at the RE stage.
- Actual expenditure has consistently fallen short of BEs. Between FY 22-23 and FY 24-25, spending across most schemes remained below budgeted levels. The main exceptions were Pradhan Mantri Poshan Nirman, where expenditure exceeded BEs by 24 per cent, support to Indian Institutes of Technology (6 per cent) and Navodaya Vidyalayas (20 per cent) in FY 22-23. In FY 23-24, spending on Kendriya Vidyalayas, exceeded BEs by 2 per cent while, in FY 24-25, support to National Institutes of Technology and IIESET, surpassed BEs by 7 per cent.
- In FY 24-25, utilisation was lowest for PM-USHA (only 80 per cent of BEs were utilised), followed by World Class Institutions (44 per cent), PM Schools for Rising India (42 per cent), and PM-USP Yojna (36 per cent).

Table 2: Trends in allocations and expenditures across key education schemes (in ₹ crore)

Schemes		22-23	23-24	24-25	25-26	26-27
Samagra Shiksha	BE	37,383	37,453	37,010	41,250	42,100
	Actuals	32,515	32,830	36,502	38,000	
	%	-13	-12	-1	-8	
Pradhan Mantri Poshan Nirman	BE	10,234	11,600	12,467	12,500	12,750
	Actuals	12,681	8,458	9,903	10,600	
	%	24	-27	-21	-15	
Strengthening Teaching-Learning and Results for States	BE	550	800	1,250	1,250	500
	Actuals	473	699	843	500	
	%	-14	-13	-33	-60	
PM Schools for Rising India	BE		4,000	6,050	7,500	7,500
	Actuals		1,215	3,504	4,500	
	%		-70	-42	-40	
New India Literacy Programme	BE		157	160	160	160
	Actuals	76	39	130	130	
	%		-75	-19	-19	
Pradhan Mantri Uchchar Shiksha Abhiyan (PM-USHA)	BE	2,043	1,500	1,815	1,815	1,850
	Actuals	361	186	358	800	
	%	-82	-88	-80	-56	
National Merit cum Merit Scholarship Scheme	BE	350	364	377	374	381
	Actuals	307	313	353	374	
	%	-12	-14	-6	0	
Atal Tinkering Labs Scheme	BE					3,200
	Actuals				500	
	%					
World Class Institutions	BE	1,700	1,500	1,800	475	900
	Actuals	977	1,436	1,000	900	
	%	-43	-4	-44	89	
PM Uchchar Shiksha Protsahan Yojna (PM-USP Yojna)	BE	1,761	1,554	1,558	1,560	1,560
	Actuals	1,303	98	1,000	1,450	
	%	-26	-94	-36	-7	
Kendriya Vidyalaya Sangathan	BE	7,650	8,364	9,303	9,504	10,129
	Actuals	7,461	8,500	8,727	9,504	
	%	-2	2	-6	0	

Schemes		22-23	23-24	24-25	25-26	26-27
Navodaya Vidyalaya Sangathan	BE	4,115	5,847	5,800	5,305	6,025
	Actuals	4,920	5,470	5,371	5,750	
	%	20	-6	-7	8	
Support to Indian Institutes of Technology	BE	8,495	9,662	10,325	11,349	12,123
	Actuals	8,990	8,700	10,309	11,525	
	%	6	-10	0	2	
Support to National Institutes of Technology and IEST	BE	4,364	4,821	5,040	5,687	6,260
	Actuals	4,176	3,253	5,393	5,854	
	%	-4	-33	7	3	

Source: Union budget documents, various years, available at [url](#), last accessed on 4 February 2026.

Note: Rashtriya Uchhatar Shiksha Abhiyan (RUSA) was renamed as PM-USHA from FY 24-25 onwards, hence BEs and Actuals for FY 22-23 and FY 23-24 reflect allocations and expenditure under RUSA. Further, from FY 23-24 onwards, Interest Subsidy and contribution for Guarantee Funds, Scholarship for College and University students and Special Scholarship Scheme for Jammu and Kashmir were merged with PM-USP. For consistency, their BEs and Actuals have been included in the table for FY 22-23 as well.

MAIN DEVELOPMENTS

- The Standing Committees on School and Higher Education noted that current budgetary allocations remain inadequate to effectively implement the National Education Policy 2020. In light of persistent inflationary pressures, the Committees recommended annual increases of at least 8-10 per cent to preserve real spending levels and maintain programme standards.²
- Growth in the gross enrolment ratio (GER) in higher education has remained largely stagnant, with no significant improvement for either male or female students between 2018 and 2023.³
- Concerns regarding the quality and implementation of the **Pradhan Mantri Poshan Shakti Nirman** (midday meal programme) persist. As of 31 December 2024, 95 complaints relating to poor quality, irregularities, corruption, and caste-based discrimination had been recorded. Of these, 57 cases were closed following state-level enquiries, with actions including departmental proceedings, suspension or transfer of officials, and termination of supplier contracts.⁴
- Expansion of schooling under the **Navodaya Vidyalaya** Samiti has continued, with 28 new schools sanctioned across seven states over the past five years.⁵ However, staffing shortages remain a challenge: as of 30 September 2025, 25 per cent of teaching posts and 18 per cent of non-teaching posts were vacant.⁶
- Similarly, the Gol approved 57 new **Kendriya Vidyalayas** in 2025, bringing the total number of operational schools to 1,289, including three overseas.⁷ Here too, vacancies persist, with 17 per cent of teaching posts and 28 per cent of non-teaching posts unfilled.⁸
- To reduce the impact of inflation and widen access, the Standing Committee recommended increasing the **National Means-cum-Merit Scholarship Scheme** amount from ₹12,000 to ₹36,000 per annum, along with relaxing the income eligibility criteria to benefit more students from disadvantaged backgrounds.⁹

Annexure- 1

Scheme Name	Description
Atal Tinkering Labs Scheme	Encourages innovation and problem-solving among students in Classes VI–XII by providing hands-on access to tools such as robotics kits, 3D printers, and electronics labs.
Kendriya Vidyalaya Sangathan	Operates a network of central government schools to meet the educational needs of children of transferable government employees.
National Merit cum Merit Scholarship Scheme	Offers scholarships to meritorious students from economically weaker sections to support their continuation in secondary education.
Navodaya Vidyalaya Sangathan	Runs residential schools that provide high-quality education to talented students, primarily from rural areas.
New India Literacy Programme	Also known as the ULLAS scheme, it targets non-literate individuals aged 15 years and above who missed formal schooling and provides them with educational opportunities to make them literate.
PM Schools for Rising India	Upgrades 14,500 existing schools into model institutions that demonstrate high-quality, inclusive, and modern education practices.
PM Uchcharat Shiksha Protsahan Yojna (PM-USP Yojna)	Provides interest subsidies during the moratorium period on education loans for students from families earning below ₹4.5 lakh annually.
Pradhan Mantri Poshan Nirman	Formerly the Mid-Day Meal Scheme. Provides one hot cooked meal daily to students in Classes I–VIII in government and government-aided schools to improve nutrition, attendance, and learning.
Pradhan Mantri Uchcharat Shiksha Abhiyan (PM-USHA)	Provides financial assistance to state higher and technical institutions to improve infrastructure, governance, and educational quality.
Samagra Shiksha	The GoI's integrated school education programme, covering pre-primary to higher secondary levels. It supports equitable access, improved learning outcomes, and implementation of the Right of Children to Free and Compulsory Education Act, 2009.
Strengthening Teaching-Learning and Results for States	Improves school education quality and governance by strengthening teacher capacity, learning assessments, early childhood education, classroom practices, and school-to-work transitions.
Support to Indian Institutes of Technology	Funds teaching, research, and innovation to strengthen engineering and technology education and advance knowledge creation.
Support to National Institutes of Technology and IIST	Provides financial support to 31 National Institutes of Technology (NITs) and the Indian Institute of Engineering Science and Technology (IIST), Shibpur.
World Class Institutions	Supports select public and private universities to develop into globally competitive institutions.

REFERENCES

- ¹Ministry of Education, About Us, [url](#), last accessed on 3 February 2026.
- ²363rd Report, Demand for Grants 25-26 of the Department of School Education and Literacy (26 March 2025) available at [url](#); 346th Report, Demand for Grants 25-26 of the Department of Higher Education (26 March 2025) available at [url](#).
- ³346th Report, Demand for Grants 25-26 of the Department of Higher Education (26 March 2025) available at [url](#).
- ⁴363rd Report, Demand for Grants 25-26 of the Department of School Education and Literacy (26 March 2025) available at [url](#).
- ⁵Lok Sabha Unstarred Question No. 125 (1 December 2025) available at [url](#).
- ⁶Lok Sabha Unstarred Question No. 1256 (8 December 2025) available at [url](#).
- ⁷Lok Sabha Unstarred Question No. 81 (1 December 2025) available at [url](#).
- ⁸Lok Sabha Starred Question No. 11 (8 December 2025) available at [url](#).
- ⁹363rd Report, Demand for Grants 25-26 of the Department of School Education and Literacy (26 March 2025) available at [url](#).

About ResGov

The Foundation for Responsive Governance (ResGov) is a Section 8 not-for-profit working to strengthen the capabilities of government and communities to ensure public initiatives reach the most vulnerable.

About the Authors

Pritika Malhotra (pratika@resgov.org) is a Senior Research Associate at ResGov.
Avani Kapur (avani@resgov.org) is the Founder Director at ResGov.
Sharad Pandey (sharad@resgov.org) is a Senior Research Associate at ResGov.

Suggested Citation: Suggested citation: Malhotra, P., Kapur, A., and Pandey, S. (2026), Ministry of Education Budget Insights, Volume 3, Issue 10, Foundation for Responsive Governance, New Delhi. 8 February 2026.

Acknowledgements

This is a team effort and we are grateful to the entire team at ResGov.

Design Credit: Yashoda Banduni

Banner Credit: Accountability Initiative, Centre for Policy Research.



We are working to strengthen the capabilities of government and communities to ensure public initiatives reach the most vulnerable.

Support our vision

Foundation for Responsive Governance
(ResGov)

S-351 Panchsheel Park
New Delhi 110017

 www.resgov.org

 hello@resgov.org

 [@Res_Gov](https://twitter.com/Res_Gov)

 www.linkedin.com/company/resgov